

2019 Hendricks County Community Needs Assessment

BROWNSBURG DATA SUPPLEMENT



Brownsburg 9-11 Memorial at Arbuckle Commons

Assessment Methodology

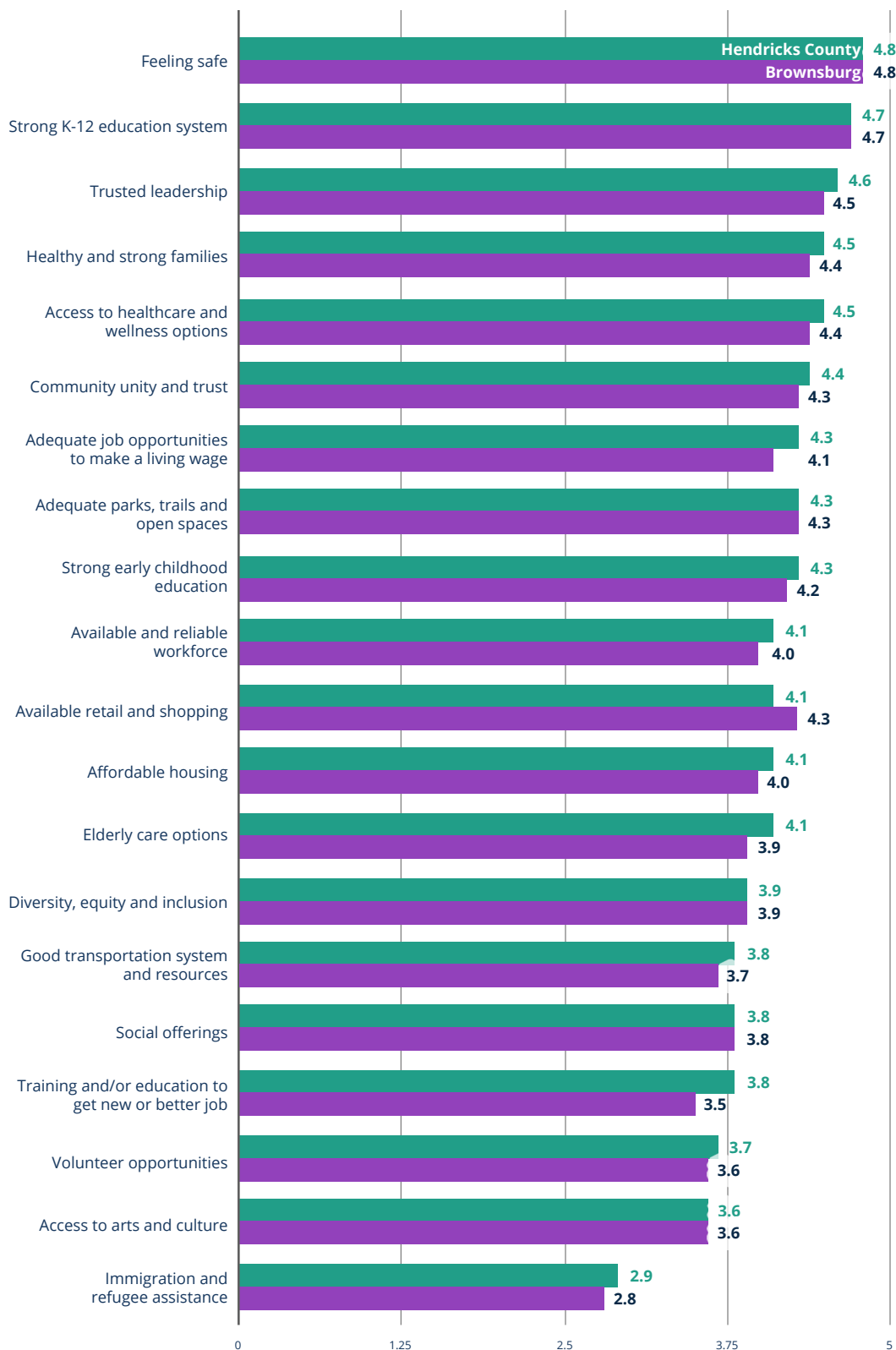
The data presented in this supplement was provided by the Hendricks County Community Foundation as a subset of data collected for their 2019 Hendricks County Community Needs Assessment. The Needs Assessment was distributed widely throughout Hendricks County (Indiana) with over 3,000 completed surveys.

In 2019, the population of Brownsburg was estimated as 26,397 (U.S. Census). For this supplement, 607 surveys were received from Brownsburg residents resulting in a confidence level of 95% with a 4% margin of error for the data reflecting the views of Brownsburg residents as a whole. Demographics of the survey respondents can be found on the last page.



Community Assets

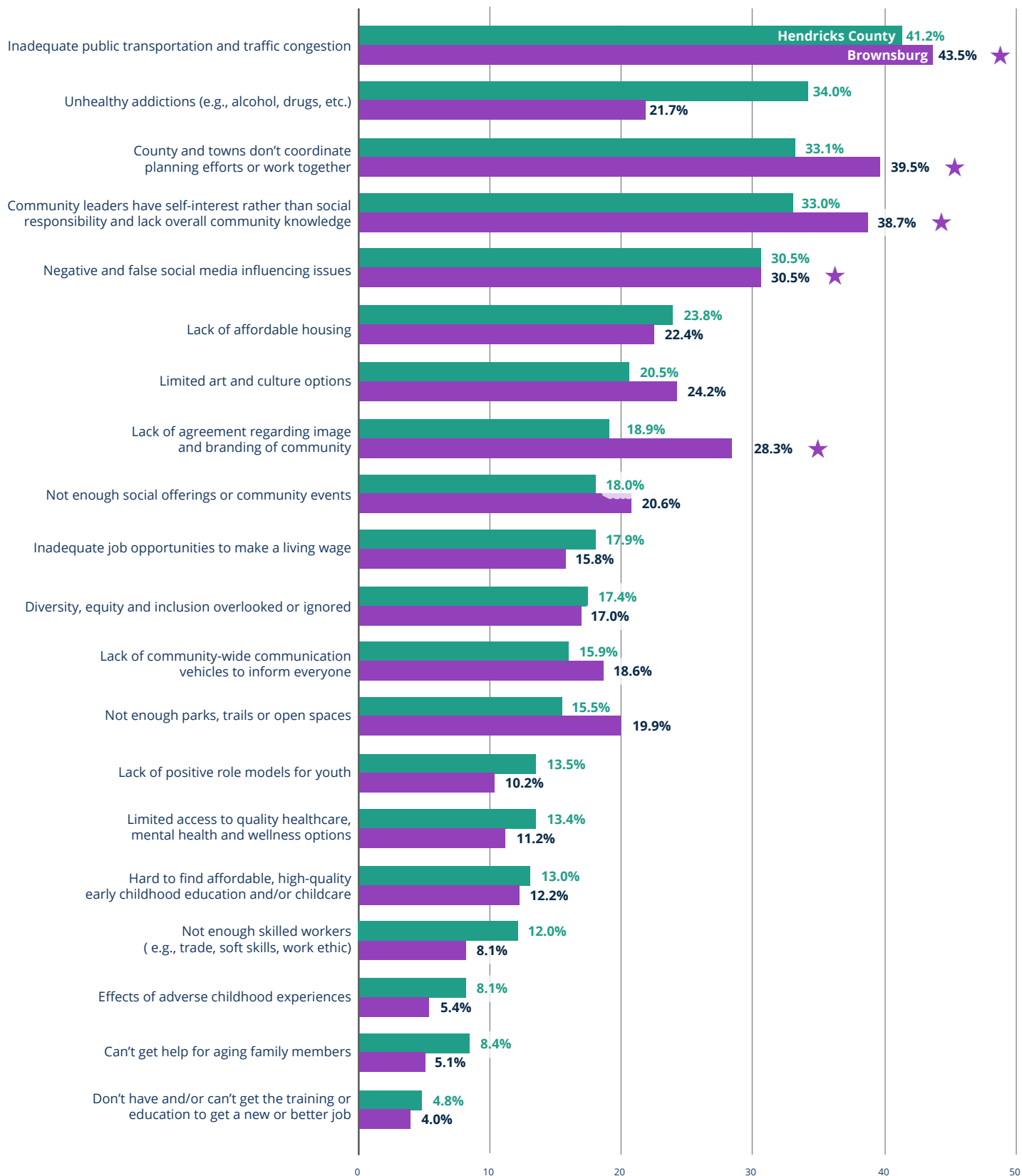
Ranked by weighted average on a 5-point scale.



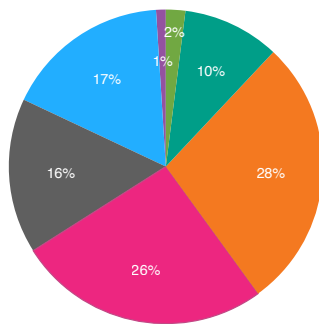
%*	%*
97.9%	97.9%
93.5%	93.9%
94.6%	92.9%
93.3%	91.6%
93.1%	90.9%
89.8%	86.2%
86.3%	80.7%
86.7%	88.0%
82.5%	79.6%
82.4%	77.4%
82.0%	87.1%
78.6%	76.9%
77.9%	74.0%
68.7%	68.0%
65.7%	62.1%
67.6%	65.9%
64.5%	56.0%
64.1%	59.6%
58.8%	57.8%
31.5%	31.0%

*Percentage of respondents who ranked the asset as important or very important.

Community Issues and Needs

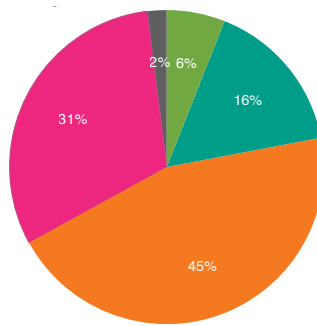


Brownsburg Survey Respondents Demographics



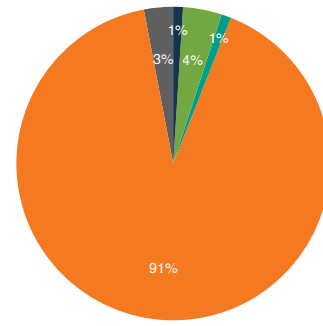
By Age

Under 18 ● 18-24 ●
 25-34 ● 35-44 ●
 45-54 ● 55-64 ●
 65 and older ●
 Prefer not to Answer ●



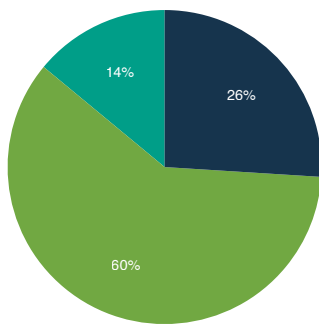
By Educational Attainment

Less than high school ●
 High School Diploma or Equivalent ●
 Some college ●
 Certification, Assoc. or Bachelors ●
 Advanced Degree ●
 Prefer not to Answer ●



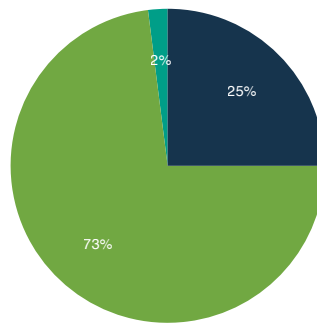
By Race/Ethnicity

Asian ●
 Black/African American ●
 Hispanic/Latinx ●
 White/Caucasian ●
 Other ●
 Prefer not to Answer ●



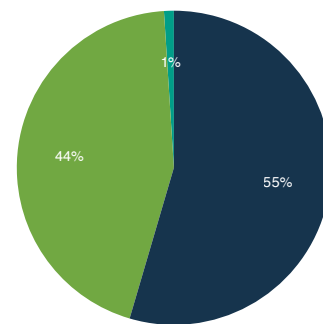
By Household Income

(county median is \$74,245)
 Below Median ●
 At or Above Median ●
 Prefer not to Answer ●



By Gender

Man ● Woman ●
 Other/Prefer not to Answer ●



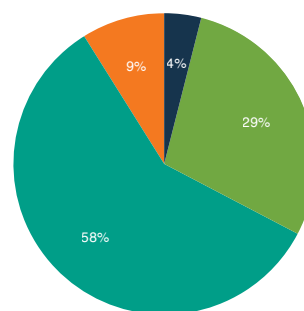
Have Children Under Age 18

Yes ● No ●
 Prefer not to Answer ●

*Percentages add up to more than 100% due to rounding or allowing for multiple responses.

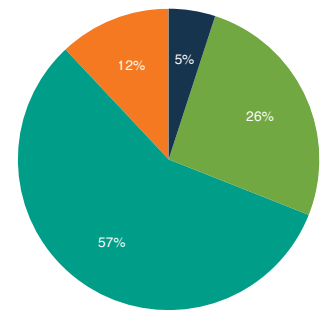
Are People Connected to the Community?

We asked how connected respondents felt to their town and Hendricks County as a whole. Only 32 percent overall indicated they felt very or extremely connected to both. The percentage of residents who didn't feel connected was significantly higher among people who have been here four years or less.



Connected to Town

Extremely ● Very ●
 Slightly ● Not at all ●



Connected to County

Extremely ● Very ●
 Slightly ● Not at all ●



Where Local Good Grows
**Hendricks County
 Community Foundation**

